

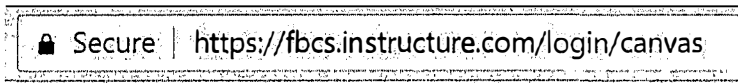
Canvas Parent Account Sign Up

We at FBCS highly recommend that families create a parent/guardian account that is directly tied to your student's Canvas account. The benefits of this practice are _____. Families with linked accounts can see assignments, due dates, announcements, grades and other important course content. This access allows families to be more involved with their student's academics and personal accountability. While this set up may take a small amount of time, it will be incredibly beneficial to you for your own information and knowledge of the school and your student's success.


Before you begin, you will need a **pairing code** from your student. We will show you how to gain the pairing code in the first section of this document. Section 2 will walk you through setting up your account. Returning families who linked their Canvas account to their student's should still be connected.

SECTION 1: PAIRING CODE

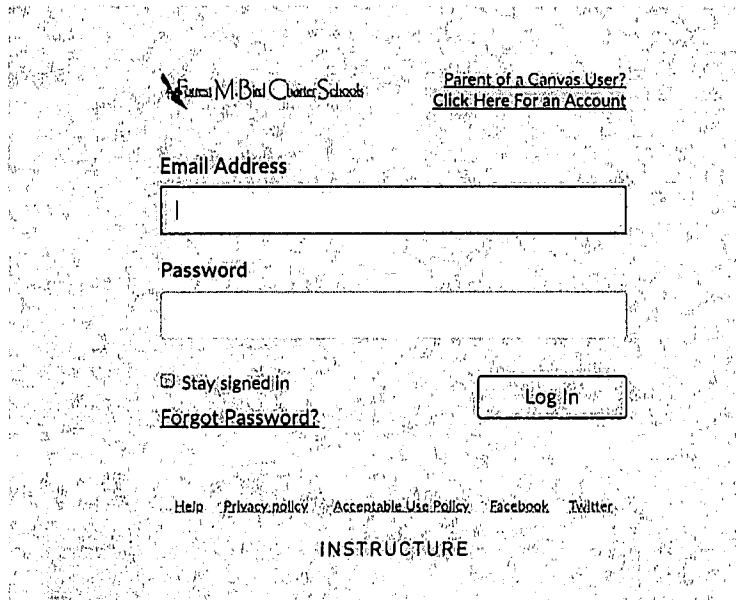
To begin, you will need to create a pairing code through your student's Canvas page to create your connection. To do so, have your student log into their Canvas account. Go to the Canvas URL and have the student sign in with their FBCS email address and password.



It can also be found on the FBCS school website www.forrestbirdcharterschool.org in the upper right corner.



Have the student sign into the log in page.



Parent of a Canvas User?
[Click Here For an Account](#)

Email Address

Password

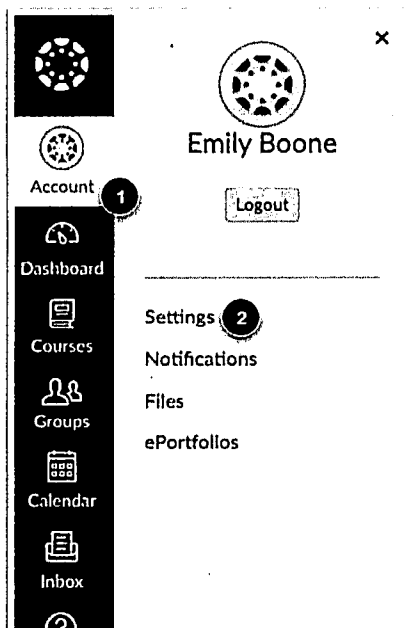
Stay signed in

[Forgot Password?](#)

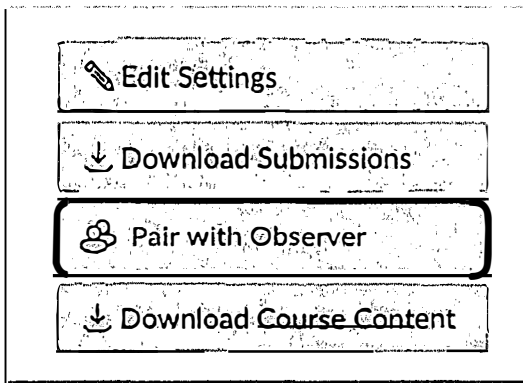
[Help](#) [Privacy Policy](#) [Acceptable Use Policy](#) [Facebook](#) [Twitter](#)

INSTRUCTURE

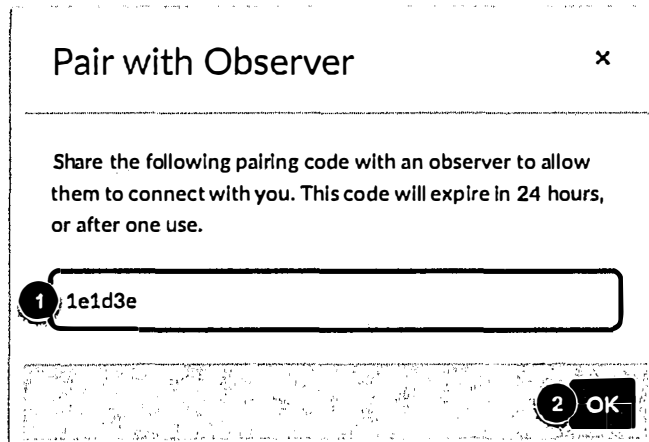
Once signed in, the student will then need to (or the parent) go to Settings. Click the **Account** link [1], then click the **Settings** link [2].



On the right hand side of the page, look for the tab marked "Pair with Observer". Click on that tab.



You will receive a code that is capable for connecting to that student account only. No other student account can connect. If you are a parent with multiple students at FBCS, you will need to complete these same steps for each student.



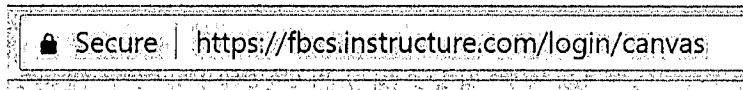
Copy the six-digit alphanumeric pairing code [1]. You will need this code in your account set up as a parent/guardian. The pairing code will expire after 24 hours or its first use.

To close the window, click the OK button [2].

SECTION 2: REGISTERING THE FAMILY MEMBER

In a browser window enter the Canvas URL for Forrest M. Bird Charter School:

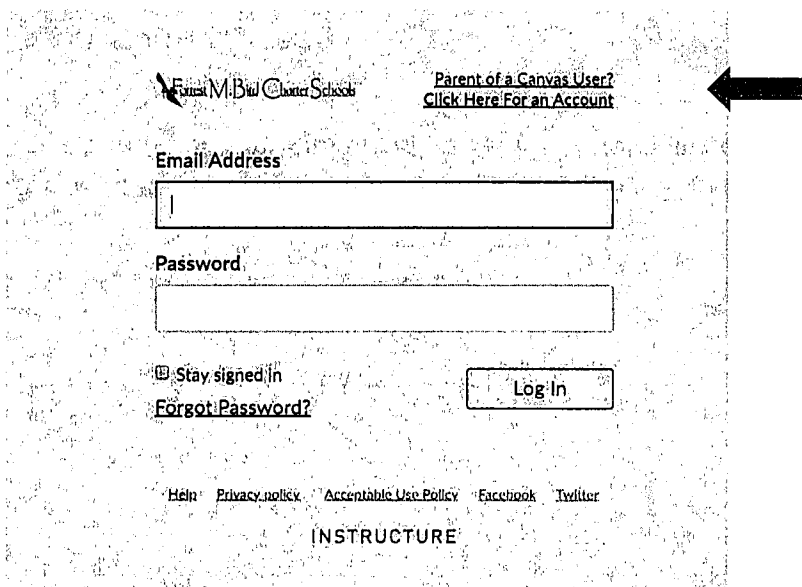
www.fbcs.instructure.com



It can also be found on the FBCS school website www.forrestbirdcharterschool.org in the upper right corner.



The Canvas main page will open and ask you to log in. In the right hand corner, look for the link that says "Parent of a Canvas User?" and "Click Here For An Account". It will look like this:



Click that link to bring you to the following sign up window:

The image shows a 'Parent Signup' window with the following fields and elements:

- Title: Parent Signup (with a close button 'x')
- Field: Your Name* (with a text input box)
- Field: Your Email* (with a text input box)
- Field: Password* (with a text input box)
- Field: Re-enter Password* (with a text input box)
- Field: Student Pairing Code* (with a text input box and a link 'What is a pairing code?')
- Checkbox: You agree to the terms of use and acknowledge the privacy policy.
- Buttons: Cancel and Start Participating

Complete the form with your name and the email you will be using to receive notifications. Create a password for yourself; typing in the password in both the password and re-enter password places. Now enter the Pairing Code created in Section 1.

Click "Start Participating". You are now able to see your student's Canvas page just as your student sees it. You have access to all assignments, grades, announcements, reminders, and ability to message teachers. Canvas is an invaluable tool in our school. We hope that you find it just as useful.